

## 8.5 Periodic Trends

### LEARNING OBJECTIVE

1. Be able to state how certain properties of atoms vary based on their relative position on the periodic table.

One of the reasons the periodic table is so useful is because its structure allows us to qualitatively determine how some properties of the elements vary versus their position on the periodic table. The variation of properties versus position on the periodic table is called **periodic trends**. There is no other tool in science that allows us to judge relative properties of a class of objects like this, which makes the periodic table a very useful tool. Many periodic trends are general. There may be a few points where an opposite trend is seen, but there is an overall trend when considered across a whole row or down a whole column of the periodic table.

The first periodic trend we will consider atomic radius. The **atomic radius** is an indication of the size of an atom. Although the concept of a definite radius of an atom is a bit fuzzy, atoms behave as if they have a certain radius. Such radii can be estimated from various experimental techniques, such as the x-ray crystallography of crystals.

As you go down a column of the periodic table, the atomic radii increase. This is because the valence electron shell is getting a larger and there is a larger principal quantum number, so the valence shell lies physically farther away from the nucleus.

This trend can be summarized as follows:

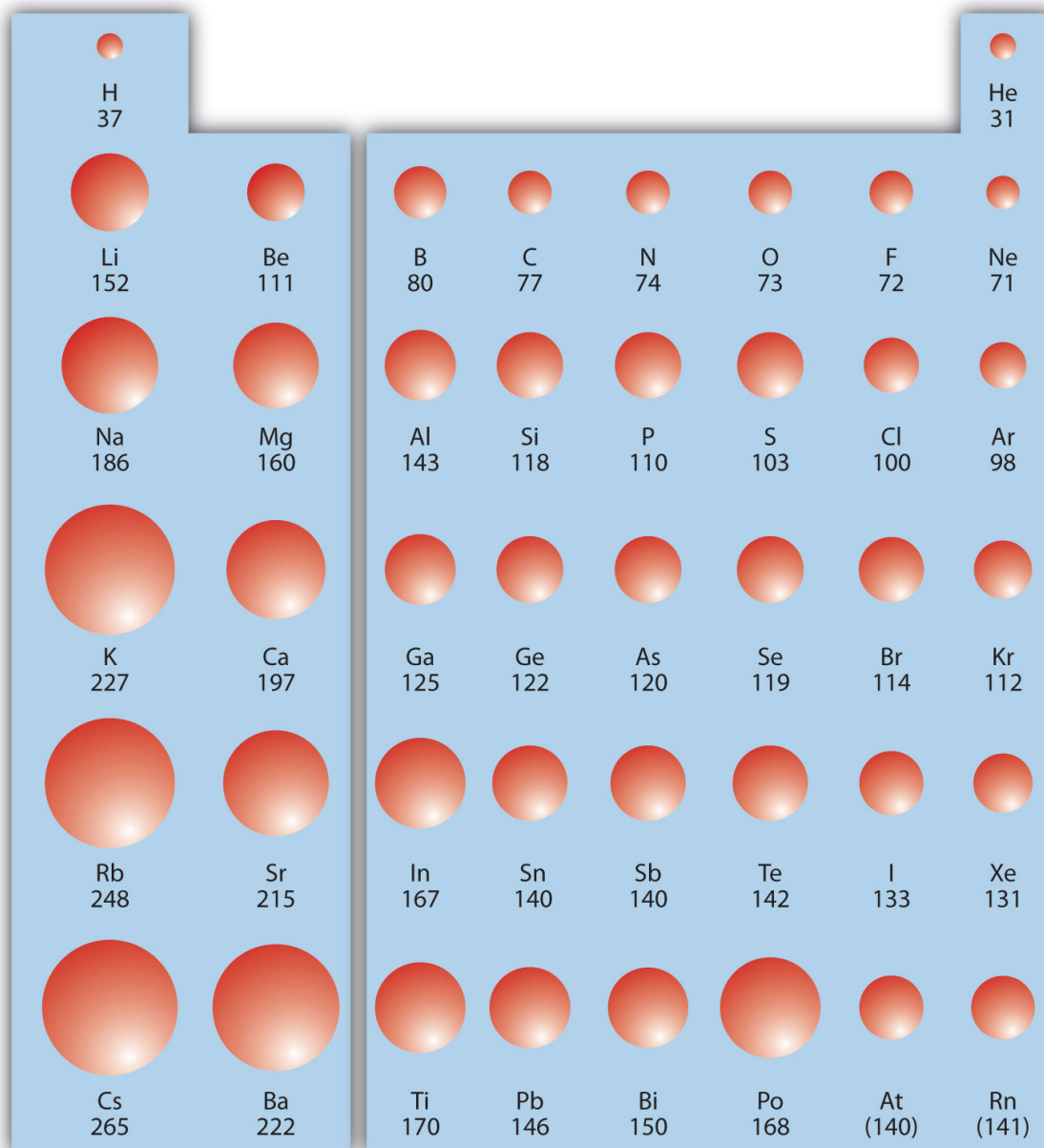
as  $\downarrow$ PT, atomic radius  $\uparrow$

where PT stands for periodic table. Going across a row on the periodic table, left to right, the trend is different. This is because although the valence shell maintains the same principal quantum number, the number of protons—and hence the nuclear charge—is increasing as you go across the row. The increasing positive charge casts a tighter grip on the valence electrons, so as you go across the periodic table, the atomic radii decrease. Again, we can summarize this trend as follows:

as  $\rightarrow$ PT, atomic radius  $\downarrow$

[Figure 8.19 "Atomic Radii Trends on the Periodic Table"](#) shows spheres representing the atoms of the *s* and *p* blocks from the periodic table to scale, showing the two trends for the atomic radius.

*Figure 8.19 Atomic Radii Trends on the Periodic Table*



*Although there are some reversals in the trend (e.g., see Po in the bottom row), atoms generally get smaller as you go across the periodic table and larger as you go down any one column. Numbers are the radii in pm.*

## EXAMPLE 9

Referring only to a periodic table and not to [Figure 8.19 "Atomic Radii Trends on the Periodic Table"](#), which atom is larger in each pair?

1. Si or S
2. S or Te

**Solution**

1. Si is to the left of S on the periodic table, so it is larger because as you go across the row, the atoms get smaller.
2. S is above Te on the periodic table, so Te is larger because as you go down the column, the atoms get larger.

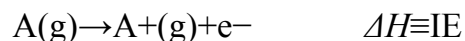
*Test Yourself*

Referring only to a periodic table and not to [Figure 8.19 "Atomic Radii Trends on the Periodic Table"](#), which atom is smaller, Ca or Br?

**Answer**

Br

Ionization energy (IE) is the amount of energy required to remove an electron from an atom in the gas phase:



IE is usually expressed in kJ/mol of atoms. It is always positive because the removal of an electron always requires that energy be put in (i.e., it is endothermic). IE also



shows periodic trends. As you go down the periodic table, it becomes easier to remove an electron from an atom (i.e., IE decreases) because the valence electron is farther away from the nucleus. Thus,

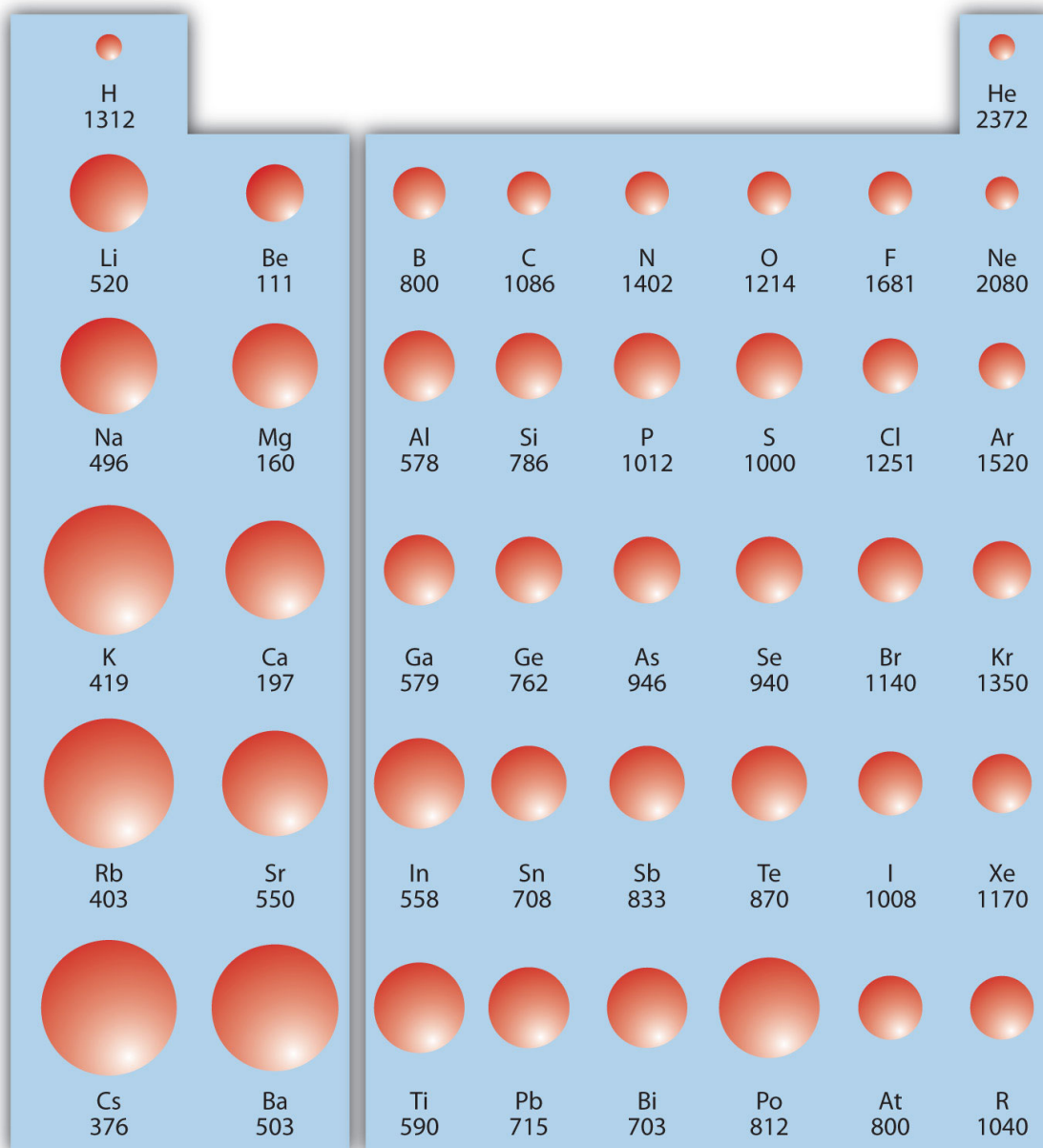
as  $\downarrow$ PT, IE  $\downarrow$

However, as you go across the periodic table and the electrons get drawn closer in, it takes more energy to remove an electron; as a result, IE increases:

as  $\rightarrow$ PT, IE  $\uparrow$

[Figure 8.20 "Ionization Energy on the Periodic Table"](#) shows values of IE versus position on the periodic table. Again, the trend isn't absolute, but the general trends going across and down the periodic table should be obvious.

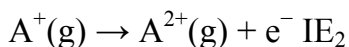
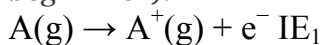
Figure 8.20 Ionization Energy on the Periodic Table

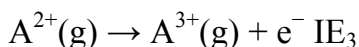


Values are in kJ/mol.

IE also shows an interesting trend within a given atom. This is because more than one IE can be defined by removing successive electrons (if the atom has them to

begin with):

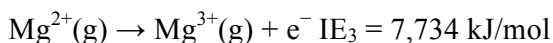
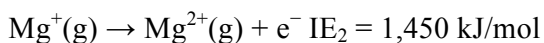




and so forth.

Each successive IE is larger than the previous because an electron is being removed from an atom with a progressively larger positive charge. However, IE takes a large jump when a successive ionization goes down into a new shell. For example, the

following are the first three IEs for Mg, whose electron configuration is  $1s^2 2s^2 2p^6 3s^2$ :  
 $\text{Mg}(\text{g}) \rightarrow \text{Mg}^{+}(\text{g}) + \text{e}^{-} \text{IE}_1 = 738 \text{ kJ/mol}$



The second IE is twice the first, which is not a surprise: the first IE involves removing an electron from a neutral atom, while the second one involves removing an electron from a positive ion. The third IE, however, is over *five times* the previous one. Why is it so much larger? Because the first two electrons are removed from the 3s subshell, but the third electron has to be removed from the  $n = 2$  shell (specifically, the 2p subshell, which is lower in energy than the  $n = 3$  shell). Thus, it takes much more energy than just overcoming a larger ionic charge would suggest. It is trends like this that demonstrate that electrons are organized in atoms in groups.

### EXAMPLE 10

Which atom in each pair has the larger IE?

- Ca or Sr
- K or  $\text{K}^{+}$

Solution

- Because Sr is below Ca on the periodic table, it is easier to remove an electron from it; thus, Ca has the higher IE.
- Because  $\text{K}^{+}$  has a positive charge, it will be harder to remove another electron from it, so its IE is larger than that of K. Indeed, it



will be significantly larger because the next electron in  $K^+$  to be removed comes from another shell.

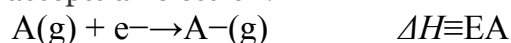
### *Test Yourself*

Which atom has the lower ionization energy, C or F?

### *Answer*

C

The opposite of IE is described by electron affinity (EA), which is the energy change when a gas-phase atom accepts an electron:



EA is also usually expressed in kJ/mol. EA also demonstrates some periodic trends, although they are less obvious than the other periodic trends discussed previously.

Generally, as you go across the periodic table, EA increases its magnitude:

as  $\rightarrow$  PT, EA  $\uparrow$

There is not a definitive trend as you go down the periodic table; sometimes EA increases, sometimes it decreases. [Figure 8.21 "Electron Affinity on the Periodic Table"](#) shows EA values versus position on the periodic table for the s- and p-block elements. The trend isn't absolute, especially considering the large positive EA values for the second column. However, the general trend going across the periodic table should be obvious.



H -73						
Li -60	Be 241	B -27	C -122	N ~0	O -141	F -328
Na -53	Mg 230	Al -43	Si -134	P -72	S -200	Cl -349
K -48	Ca 156	Ga -29	Ge -119	As -78	Se -195	Br -325
Rb -47	Sr 167	In -29	Sn -107	Sb -103	Te -190	I -295
Cs -46	Ba 52	Ti -19	Pb -35	Bi -35		

## EXAMPLE 11

Attributed to David W. Ball  
Saylor URL: <http://www.saylor.org/books/>

- a. C or F
- b. Na or S

### Solution

- a. C and F are in the same row on the periodic table, but F is farther to the right. Therefore, F should have the larger magnitude of EA.
- b. Na and S are in the same row on the periodic table, but S is farther to the right. Therefore, S should have the larger magnitude of EA.

### Test Yourself

Predict which atom will have the highest magnitude of EA, As or Br.

### Answer

Br

## KEY TAKEAWAY

- Certain properties—notably atomic radius, IE, and EA—can be qualitatively understood by the positions of the elements on the periodic table.

## EXERCISES

1. Write a chemical equation with an IE energy change.
2. Write a chemical equation with an EA energy change.

3. State the trends in atomic radii as you go across and down the periodic table.
4. State the trends in IE as you go across and down the periodic table.
5. Which atom of each pair is larger?
  - a. Na or Cs
  - b. N or Bi
6. Which atom of each pair is larger?
  - a. C or Ge
  - b. Be or Ba
7. Which atom of each pair is larger?
  - a. K or Cl
  - b. Ba or Bi
8. Which atom of each pair is larger?
  - a. Si or S
  - b. H or He
9. Which atom has the higher IE?
  - a. Na or S



b. Ge or Br

10. Which atom has the higher IE?

a. C or Ne

b. Rb or I

11. Which atom has the higher IE?

a. Li or Cs

b. Se or O

12. Which atom has the higher IE?

a. Al or Ga

b. F or I

13. A third-row element has the following successive IEs: 738; 1,450; 7,734; and 10,550 kJ/mol. Identify the element.

14. A third-row element has the following successive IEs: 1,012; 1,903; 2,912; 4,940; 6,270; and 21,300 kJ/mol. Identify the element.

15. For which successive IE is there a large jump in IE for Ca?

16. For which successive IE is there a large jump in IE for Al?

17. Which atom has the greater magnitude of EA?

a. C or F

b. Al or Cl

18. Which atom has the greater magnitude of EA?

a. K or Br

b. Mg or S

## ANSWERS

1.  $\text{Na(g)} \rightarrow \text{Na}^{\text{+}}(\text{g}) + \text{e}^{-} \Delta H = \text{IE}$  (answers will vary)

3. As you go across, atomic radii decrease; as you go down, atomic radii increase.

5. a. Cs

b. Bi

7. a. K

b. Ba

9. a. S

b. Br

11. a. Li

b. O

13. Mg

15. The third IE shows a large jump in Ca.

17.a. F

b. Cl